

URBAN CLEANING EQUIPMENT

EASY POWER SERIES



Water blasting compact units

High-pressure water blasting machines with electric motor and endothermic engine

EASY POWER E



EASY POWER LE



EASY POWER B



EASY POWER LB



EASY POWER XL E

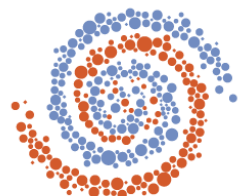


EASY POWER XL D



Roadvacs Ltd: Unit 13, Ecclesbourne
Park Industrial Estate, Clover Nook
Road, Coates Industrial Park, Alfreton
DE55 4RF

Roadvacs Irl Ltd:
Unit F5, Innovation Works 1, Tipperary
Technology Park, Racecourse Road,
Thurles, Co. Tipperary



Roadvacs Ltd

URBAN CLEANING EQUIPMENT

EASY POWER SERIES

The perfect mix between compactness and performances

EASY POWER E

Sector of Use




Key Features

- ❑ Practical housing for gun and lance
- ❑ Ø 320 “all-road” foamed wheels with roller bearings.
- ❑ Control panel with main switch, on/off buttons, emergency stop, hour counter, contactor with thermic relay for motor protection.
- ❑ Direct water suction, self priming pumps
- ❑ S/S DN 63 pressure gauge with glycerin
- ❑ Stainless steel Unloader valve with pressure release system (reset at 50% of set pressure) and EASY START system.
- ❑ 100 mesh water filter with easily replaceable cartridge
- ❑ Asynchronous three phase motors 15-22 kW, Nicolini, with flexible motor-pump coupling joint
- ❑ Industrial low voltage (24V) control panel with star-delta starter
- ❑ Sturdy painted tubular frame with anti-corrosion treatment
- ❑ Ergonomic grips for easy maneuverability
- ❑ AISI 304 stainless steel coated panels



Model	Pump	RPM	A	Ph-V-Hz	Gal/min	PSI	HP	kW	Kg	(LxWxH) cm
EASY POWER E 30/300	Comet TW	1450	32	3-400-50	6.6	4350	30,0	22,5	185	100 x 75 x 95
EASY POWER E 15/500	Comet TW 500		63		3.3	7250	20,0	15,0	175	
EASY POWER E 21/500	Comet TW 500		63		4.6	7250	25,0	18,5	195	
		1750		3-440-60						

Also please note it is available in ATEX - EX version



URBAN CLEANING EQUIPMENT

EASY POWER SERIES

EASY POWER LE

Sector of Use



Key Features

- ❑ Practical housing for gun and lance
- ❑ Ø 350mm “all-road” foamed wheels with roller bearings.
- ❑ Control panel with main switch, on/off buttons, emergency stop, hour counter, contactor with thermic relay for motor protection.
- ❑ Direct water suction, self priming pumps
- ❑ S/S DN 63 pressure gauge with glycerin
- ❑ Stainless steel Unloader valve with pressure release system (reset at 50% of set pressure) and EASY START system.
- ❑ 100 mesh water filter with easily replaceable cartridge
- ❑ Asynchronous three phase motors 30 kW, Nicolini, with flexible motor-pump coupling joint
- ❑ Industrial low voltage (24V) control panel with star-delta starter
- ❑ Sturdy painted tubular frame with anti-corrosion treatment
- ❑ Ergonomic grips for easy maneuverability
- ❑ AISI 304 stainless steel coated panels

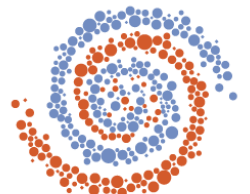


HPP ET



Model	Pump	RPM	A	Ph-V-Hz	Gal/min	PSI	HP	kW	Kg	(LxWxH) cm
EASY POWER LE 30/500	HPP ET	1450	63	3-400-50	6.6	7250	40,0	30,0	280	137 x 85 x 103
		1750		3-440-60						

Also please note it is available in ATEX - EX version



URBAN CLEANING EQUIPMENT

EASY POWER SERIES

EASY POWER XLE

Sector of Use



Key Features

- ❑ Asynchronous three-phase 30-37 kW high-efficiency IE3 motor
- ❑ Flexible motor-pump coupling joint
- ❑ Industrial low voltage (24V) power and control panel with star delta starter and 10 metres of power cable
- ❑ Safety switch with thermal magnetic relay for motor protection
- ❑ Main switch, start/stop buttons, emergency stop
- ❑ Sturdy painted tubular frame with anti-corrosion treatment
- ❑ Ergonomic grips for easy maneuverability
- ❑ AISI 304 stainless steel coated panels
- ❑ 240 x Ø 400 solid wheels with steel axle and ball bearings + 2 castor wheels with brake.
- ❑ Hour counter



HPP EVR



HPP ELHR




HPP EFVR



Model	Pump	RPM	A	Ph-V-Hz	Gal/min	PSI	HP	kW	Kg	(LxWxH) cm
EASY POWER XLE 20/800	HPP EVR	1450	63	3-400-50	4.4	11603	40,0	30,0	450	145 x 90 x 105
EASY POWER XLE 15/1000	HPP EVR				3.3	14503				
EASY POWER XLE 38/500	HPP ELHR				8.36	7250	50,0	37,0	550	
EASY POWER XLE 30/600	HPP ELHR				6.6	8700				
EASY POWER XLE 19/1000	HPP EVR	1750		3-440-60	4.2	14503				
EASY POWER XLE 15/1250	HPP EFVR				3.3	18130				
EASY POWER XLE 13/1500	HPP EFVR				2.9	21755				

Also please note it is available in ATEX - EX version



URBAN CLEANING EQUIPMENT

EASY POWER SERIES

EASY POWER B

Sector of Use

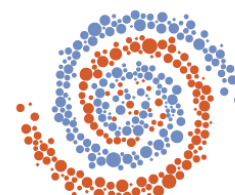


Key Features

- ❑ Ø 350mm 4 wheels with foamed-acting pneumatic
- ❑ Stage V B&S Vanguard 31 HP engine
- ❑ Gearbox (with 1560 rpm pump)
- ❑ Electrical starting
- ❑ No engine-oil safety device(oil-alert)
- ❑ Hours meter
- ❑ Automatic decelerator to reduce the number of revs in the bypass phase
- ❑ Stainless steel gradual pressure restoration valve with EASY-START
- ❑ Thermostatic valve
- ❑ Big water filter at pump inlet, readily serviceable cartridge type
- ❑ Water suction from external tank option (self-priming pumps)



Model	Pump	RPM	Gal/min	PSI	Type	HP	kW	Kg	(LxWxH) cm
EASY POWER B 21/500	Comet TW 500	3400	4.6	7250	Vanguard 31 HP	31,0	23,0	190	100 x 82 x 85



URBAN CLEANING EQUIPMENT

EASY POWER SERIES

EASY POWER LB

Sector of Use



Key Features

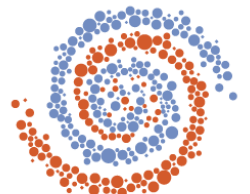
- ❑ 4 twin solid wheels Ø 350mm
- ❑ Stage V B&S Vanguard 35HP engine
- ❑ Belt-pulley transmission
- ❑ Electrical starting
- ❑ No engine-oil safety device (oil-alert)
- ❑ Hours meter
- ❑ Automatic decelerator to reduce RPM in bypass mode
- ❑ Stainless steel gradual pressure restoration valve with EASY-START
- ❑ Thermostatic valve
- ❑ Big water filter at pump inlet, readily serviceable cartridge type
- ❑ Water suction from external tank option (self-priming pumps)



HPP ET



Model	Pump	RPM	Gal/min	PSI	Type	HP	kW	Kg	(LxWxH) cm
EASY POWER LB 25/500 PBS	HPP ET	3400	5.5	7250	Vanguard 35 HP	35,0	26,0	260	137 x 85 x 102
EASY POWER LB 30/350 PBS	HPP ET		6.6	5076					



URBAN CLEANING EQUIPMENT

EASY POWER SERIES

EASY POWER XLD

Sector of Use



Key Features

- ❑ Sturdy painted tubular frame with anti-corrosion treatment
- ❑ AISI 304 stainless-steel coated panels
- ❑ Practical housings for gun and lance
- ❑ Yanmar Stage V 4-cylinder engine
- ❑ Belt-pulley transmission
- ❑ Industrial low-voltage (12V) power and control panel
- ❑ Available in skid version with 4x anti-vibration feet or in trolley version with 2 X Ø 400 solid wheels with steel axle and ball bearings +2 castor wheels with brake



HPP ELH




HPP EV



HPP EFV



Model	Pump	RPM	Gal/min	PSI	Type	HP	kW	Kg	(LxWxH) cm
EASY POWER XLD 38/500 PBS	HPP ELH	2800	8.3	7250	Yanmar 4TNNV88	53,0	39,5	260	160 x 123 x 120
EASY POWER XLD 30/600 PBS	HPP ELH		6.6	8702					
EASY POWER XLD 19/1000 PBS	HPP EV		4.2	14503					
EASY POWER XLD 17/1100 PBS	HPP EFV		3.8	15954					
EASY POWER XLD 15/1250 PBS	HPP EFV		3.3	18130					
EASY POWER XLD 13/1500 PBS	HPP EFV		2.9	21756					



URBAN CLEANING EQUIPMENT

EASY POWER SERIES

RECOMMENDED ACCESSORIES

				
High pressure gun with lance	High pressure (dump) guns with lance	Round and fan shape nozzles(0° - 15° - 25°)	Rotary Nozzles	Sandblasting Nozzles

				
High pressure delivery hoses with quick couplings	Stainless steel hose reels	Foot valves with pipe flushing probe and nozzle	Protection clothing TST	Hot water mobile generators




Also available electrical and Diesel Hot Water Units up to 7250PSI

For more information and pricing our sales director will be happy to answer any questions you may have on: donal@roadvac.com and UK 0044 (0)7970800210, IRL 00353 (0)860400745

Roadvac Ltd: Unit 13, Ecclesbourne Park Industrial Estate, Clover Nook Road, Coates Industrial Park, Alfreton DE55 4RF

Roadvac Irl Ltd: Unit F5, Innovation Works 1, Tipperary Technology Park, Racecourse Road, Thurles, Co. Tipperary



Roadvac Ltd